

Declaration					
Sr. No.	Particular	Yes/No	Promoter and Promoter Group	Public shareholder	Non Promoter-Non Public
1	Whether the Listed Entity has issued any partly paid up shares?	No	No	No	No
2	Whether the Listed Entity has issued any Convertible Securities ?	No	No	No	No
3	Whether the Listed Entity has issued any Warrants ?	No	No	No	No
4	Whether the Listed Entity has any shares against which depository receipts are issued?	No	No	No	No
5	Whether the Listed Entity has any shares in locked-in?	No	No	No	No
6	Whether any shares held by promoters are pledge or otherwise encumbered?	No	No		
7	Whether company has equity shares with differential voting rights?	No	No	No	No

For Gorani Industries Ltd

*Anil Gorani*  
Director,

General information about company	
Scrip code	531608
NSE Symbol	
MSEI Symbol	
ISIN	INE792J01015
Name of the company	GORANI INDUSTRIES LIMITED
Whether company is SME	No
Class of Security	Equity Shares
Type of report	Quarterly
Quarter Ended / Half year ended/Date of Report (For Prelisting / Allotment)	31-03-2019
Date of allotment / extinguishment (in case Capital Restructuring selected) / Listing Date	
Shareholding pattern filed under	Regulation 31 (1) (b)

For Gorani Industries Ltd.

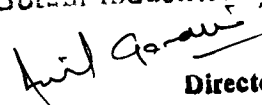
  
**Director.**

Table I - Summary Statement holding of specified securities											
Category (I)	Category of shareholder (II)	Nos. Of shareholders (III)	No. of fully paid up equity shares held (IV)	No. Of Partly paid-up equity shares held (V)	No. Of shares underlying Depository Receipts (VI)	Total nos. shares held (VII) = (IV)+ (V)+ (VI)	Shareholding as a % of total no. of shares (calculated as per SCRR, 1957) (VIII) As a % of (A+B+C2)	Number of Voting Rights held in each class of securities (IX)			Total as a % of (A+B+C)
								No of Voting (XIV) Rights			
								Class eg: X	Class eg:y	Total	
(A)	Promoter & Promoter Group	7	2477600			2477600	50.82	2477600		2477600	50.82
(B)	Public	789	2397500			2397500	49.18	2397500		2397500	49.18
(C)	Non Promoter-Non Public										
(C1)	Shares underlying DRs										
(C2)	Shares held by Employee Trusts										
	Total	796	4875100			4875100	100	4875100		4875100	100

For Gorani Industries Ltd

*Anil Gorani*  
**Director.**


Table I - Summary Statement holding of specified securities										
Category (I)	Category of shareholder (II)	No. Of Shares Underlying Outstanding convertible securities (X)	No. of Shares Underlying Outstanding Warrants (Xi)	No. Of Shares Underlying Outstanding convertible securities and No. Of Warrants (Xi) (a)	Shareholding , as a % assuming full conversion of convertible securities ( as a percentage of diluted share capital) (XI)= (VII)+(X) As a % of (A+B+C2)	Number of Locked in shares (XII)		Number of Shares pledged or otherwise encumbered (XIII)		Number of equity shares held in dematerialized form (XIV)
						No. (a)	As a % of total Shares held (b)	No. (a)	As a % of total Shares held (b)	
(A)	Promoter & Promoter Group				50.82					2477600
(B)	Public				49.18					1291500
(C)	Non Promoter-Non Public									
(C1)	Shares underlying DRs									
(C2)	Shares held by Employee Trusts									
	Total				100					3769100

For Gorani Industries Ltd.

*Anil Gorani*  
Director,

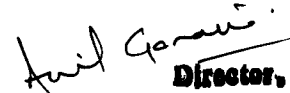
Table II - Statement showing shareholding pattern of the Promoter and Promoter Group									
Sr.	No. Of Shares Underlying Outstanding convertible securities (X)	No. of Shares Underlying Outstanding Warrants (Xi)	No. Of Shares Underlying Outstanding convertible securities and No. Of Warrants (Xi) (a)	Shareholding , as a % assuming full conversion of convertible securities ( as a percentage of diluted share capital) (XI)= (VII)+(X) As a % of (A+B+C2)	Number of Locked in shares (XII)		Number of Shares pledged or otherwise encumbered (XIII)		Number of equity shares held in dematerialized form (XIV)
					No. (a)	As a % of total Shares held (b)	No. (a)	As a % of total Shares held (b)	
A	Table II - Statement showing shareholding pattern of the Promoter and Promoter Group								
(1)	Indian								
(a)				50.82					2477600
Sub-Total (A) (1)				50.82					2477600
(2)	Foreign								
Total Shareholding of Promoter and Promoter Group (A)= (A)(1)+(A)(2)				50.82					2477600
B	Table III - Statement showing shareholding pattern of the Public shareholder								
(1)	Institutions								
(f)				2.01					97800
Sub-Total (B) (1)				2.01					97800
(3)	Non-institutions								
(a(i))				19.99					295346
(a(ii))				9.32					28602
(c)				17.86					869752
Sub-Total (B) (3)				47.17					1193700
Total Public Shareholding (B)=(B)(1)+(B)(2)+(B)(3)				49.18					1291500
C	Table IV - Statement showing shareholding pattern of the Non Promoter- Non Public shareholder								
Total ( A+B+C2 )				100					3769100
Total (A+B+C )				100					3769100

For Gorani Industries Ltd


  
**Director,**

<b>Table II - Statement showing shareholding pattern of the Promoter and Promoter Group</b>											
Sr.	Category & Name of the Shareholders (I)	Nos. Of shareholders (III)	No. of fully paid up equity shares held (IV)	No. Of Partly paid-up equity shares held (V)	No. Of shares underlying Depository Receipts (VI)	Total nos. shares held (VII) = (IV)+(V)+(VI)	Shareholding as a % of total no. of shares (calculated as per SCRR, 1957) (VIII) As a % of (A+B+C2)	Number of Voting Rights held in each class of securities (IX)			
								No of Voting (XIV) Rights			Total as a % of Total Voting rights
								Class eg: X	Class eg:y	Total	
A	Table II - Statement showing shareholding pattern of the Promoter and Promoter Group										
(1)	Indian										
(a)	Individuals/Hindu undivided Family	7	2477600			2477600	50.82	2477600		2477600	50.82
Sub-Total (A) (1)		7	2477600			2477600	50.82	2477600		2477600	50.82
(2)	Foreign										
Total Shareholding of Promoter and Promoter Group (A)= (A)(1)+(A) (2)		7	2477600			2477600	50.82	2477600		2477600	50.82
B	Table III - Statement showing shareholding pattern of the Public shareholder										
(1)	Institutions										
(f)	Financial Institutions/ Banks	1	97800			97800	2.01	97800		97800	2.01
Sub-Total (B) (1)		1	97800			97800	2.01	97800		97800	2.01
(3)	Non-institutions										
(a(i))	Individuals - i. Individual shareholders holding nominal share capital up to Rs. 2 lakhs.	757	974546			974546	19.99	974546		974546	19.99
(a(ii))	Individuals - ii. Individual shareholders holding nominal share capital in excess of Rs. 2 lakhs.	4	454402			454402	9.32	454402		454402	9.32
(e)	Any Other (specify)	27	870752			870752	17.86	870752		870752	17.86
Sub-Total (B) (3)		788	2299700			2299700	47.17	2299700		2299700	47.17
Total Public Shareholding (B)=(B)(1)+(B)(2)+(B)(3)		789	2397500			2397500	49.18	2397500		2397500	49.18
C	Table IV - Statement showing shareholding pattern of the Non Promoter- Non Public shareholder										
Total (A+B+C2)		796	4875100			4875100	100	4875100		4875100	100
Total (A+B+C)		796	4875100			4875100	100	4875100		4875100	100


For Gorani Industries Ltd.


  
**Director,**

Reason for not providing PAN							
Shareholder type	Promoter	Promoter	Promoter	Promoter	Promoter	Promoter	

For Gorani Industries Ltd

*Amil Gorani*  
**Director,**



Individuals/Hindu undivided Family							
Serial No.	1	2	3	4	5	6	7
Name of the Shareholders (I)	Narendra Kumar Gorani	Sanjay Gorani	Anil Gorani	Shanta Devi Gorani	Balkishan Gorani	Manju Gorani	Hema Gorani
PAN (II)	ACKPG1818J	ACKPG1819K	ACHPG3178N	ACKPG1738K	ACHPG3177D	ACKPG1823F	ACHPG3179P
No. of fully paid up equity shares held (IV)	801800	649300	548600	285200	150100	40100	2500
No. Of Partly paid-up equity shares held (V)							
No. Of shares underlying Depository Receipts (VI)							
Total nos. shares held (VII) = (IV)+ (V)+ (VI)	801800	649300	548600	285200	150100	40100	2500
Shareholding as a % of total no. of shares (calculated as per SCRR, 1957) (VIII) As a % of (A+B+C2)	16.45	13.32	11.25	5.85	3.08	0.82	0.05
Number of Voting Rights held in each class of securities (IX)							
Class eg:X	801800	649300	548600	285200	150100	40100	2500
Class eg:y							
Total	801800	649300	548600	285200	150100	40100	2500
Total as a % of Total Voting rights	16.45	13.32	11.25	5.85	3.08	0.82	0.05
No. Of Shares Underlying Outstanding convertible securities (X)							
No. of Shares Underlying Outstanding Warrants (Xi)							
No. Of Shares Underlying Outstanding convertible securities and No. Of Warrants (Xi) (a)							
Shareholding , as a % assuming full conversion of convertible securities (as a percentage of diluted share capital) (XI)= (VII)+(Xi)(a) As a % of (A+B+C2)	16.45	13.32	11.25	5.85	3.08	0.82	0.05
Number of Locked in shares (XII)							
No. (a)							
As a % of total Shares held (b)							
Number of Shares pledged or otherwise encumbered (XIII)							
No. (a)							
As a % of total Shares held (b)							
Number of equity shares held in dematerialized form (XIV)	801800	649300	548600	285200	150100	40100	2500
Reason for not providing PAN							


For Gorani Industries Ltd.  
*Anil Gorani*  
 Director.



Reason for not providing PAN	
Shareholder type	

For Gorani Industries Ltd

*Pril Gorani*  
**Director.**



<b>Individuals/Hindu undivided Family</b>	
Serial No.	
Name of the Shareholders (I)	Click here to go back
PAN (II)	Total
No. of fully paid up equity shares held (IV)	2477600
No. Of Partly paid-up equity shares held (V)	
No. Of shares underlying Depository Receipts (VI)	
Total nos. shares held (VII) = (IV)+ (V)+ (VI)	2477600
Shareholding as a % of total no. of shares (calculated as per SCRR, 1957) (VIII) As a % of (A+B+C2)	50.82
<b>Number of Voting Rights held in each class of securities (IX)</b>	
Class eg:X	2477600
Class eg:y	
Total	2477600
Total as a % of Total Voting rights	50.82
No. Of Shares Underlying Outstanding convertible securities (X)	
No. of Shares Underlying Outstanding Warrants (Xi)	
No. Of Shares Underlying Outstanding convertible securities and No. Of Warrants (Xi) (a)	
Shareholding , as a % assuming full conversion of convertible securities (as a percentage of diluted share capital) (XI)= (VII)+(Xi)(a) As a % of (A+B+C2)	50.82
<b>Number of Locked in shares (XII)</b>	
No. (a)	
As a % of total Shares held (b)	
<b>Number of Shares pledged or otherwise encumbered (XIII)</b>	
No. (a)	
As a % of total Shares held (b)	
Number of equity shares held in dematerialized form (XIV)	2477600
Reason for not providing PAN	

For Gorani Industries Ltd.


  
Director.

<b>Financial Institutions/ Banks</b>		
Serial No.	1	
Name of the Shareholders (I)	Madhya Pradesh Financial Corporation	<a href="#">Click here to go back</a>
PAN (II)	AADCM6480C	Total
No. of fully paid up equity shares held (IV)	97800	97800
No. Of Partly paid-up equity shares held (V)		
No. Of shares underlying Depository Receipts (VI)		
Total nos. shares held (VII) = (IV)+ (V)+ (VI)	97800	97800
Shareholding as a % of total no. of shares (calculated as per SCRR, 1957) (VIII) As a % of (A+B+C2)	2.01	2.01
<b>Number of Voting Rights held in each class of securities (IX)</b>		
Class eg: X	97800	97800
Class eg:y		
Total	97800	97800
Total as a % of Total Voting rights	2.01	2.01
No. Of Shares Underlying Outstanding convertible securities (X)		
No. of Shares Underlying Outstanding Warrants (Xi)		
No. Of Shares Underlying Outstanding convertible securities and No. Of Warrants (Xi) (a)		
Shareholding . as a % assuming full conversion of convertible securities (as a percentage of diluted share capital) (XI)= (VII)+(X) As a % of (A+B+C2)	2.01	2.01
<b>Number of Locked in shares (XII)</b>		
No. (a)		
As a % of total Shares held (b)		
Number of equity shares held in dematerialized form (XIV)	97800	97800
<b>Reason for not providing PAN</b>		
Reason for not providing PAN		

For Gorani Industries Ltd.  
*Navin Khandelwal*  
 Director,


<b>Individuals - ii. Individual shareholders holding nominal share capital in excess of Rs. 2 lakhs.</b>		
Searial No.	1	
Name of the Shareholders (I)	Lavekush Gadiya	<a href="#">Click here to go back</a>
PAN (II)	ABQPG0090D	Total
No. of fully paid up equity shares held (IV)	378000	378000
No. Of Partly paid-up equity shares held (V)		
No. Of shares underlying Depository Receipts (VI)		
Total nos. shares held (VII) = (IV)+ (V)+ (VI)	378000	378000
Shareholding as a % of total no. of shares (calculated as per SCRR, 1957) (VIII) As a % of (A+B+C2)	7.75	7.75
<b>Number of Voting Rights held in each class of securities (IX)</b>		
Class eg: X	378000	378000
Class eg:y		
Total	378000	378000
Total as a % of Total Voting rights	7.75	7.75
No. Of Shares Underlying Outstanding convertible securities (X)		
No. of Shares Underlying Outstanding Warrants (Xi)		
No. Of Shares Underlying Outstanding convertible securities and No. Of Warrants (Xi) (a)		
Shareholding , as a % assuming full conversion of convertible securities (as a percentage of diluted share capital) (XI)= (VII)+(X) As a % of (A+B+C2)	7.75	7.75
<b>Number of Locked in shares (XII)</b>		
No. (a)		
As a % of total Shares held (b)		
Number of equity shares held in dematerialized form (XIV)	0	0
Reason for not providing PAN		
Reason for not providing PAN		

For Gorani Industries Ltd.  
*Lavekush Gadiya*  
 Director.

Reason for not providing PAN						
Reason for not providing PAN						

For Gorani Industries Ltd.

*Amil Gorani*  
**Director.**



Any Other (specify)						
Serial No.	1	2	3	4	5	
Category	HUF	Non-Resident Indian (NRI)	Clearing Members	Bodies Corporate	Bodies Corporate	
Category / More than 1 percentage	Category	Category	Category	Category	More than 1 percentage of shareholding	
Name of the Shareholders (I)					Online Appliances Limited	Click here to go back
PAN (II)					AAACR8294E	Total
No. of the Shareholders (I)	9	3	5	10	1	27
No. of fully paid up equity shares held (IV)	12504	2559	5806	849883	840600	870752
No. Of Partly paid-up equity shares held (V)						
No. Of shares underlying Depository Receipts (VI)						
Total nos. shares held (VII) = (IV)+ (V)+ (VI)	12504	2559	5806	849883	840600	870752
Shareholding as a % of total no. of shares (calculated as per SCRR, 1957) (VIII) As a % of (A+B+C2)	0.26	0.05	0.12	17.43	17.24	17.86
Number of Voting Rights held in each class of securities (IX)						
Class eg: X	12504	2559	5806	849883	840600	870752
Class eg: y						
Total	12504	2559	5806	849883	840600	870752
Total as a % of Total Voting rights	0.26	0.05	0.12	17.43	17.24	17.86
No. Of Shares Underlying Outstanding convertible securities (X)						
No. of Shares Underlying Outstanding Warrants (Xi)						
No. Of Shares Underlying Outstanding convertible securities and No. Of Warrants (Xi) (a)						
Shareholding , as a % assuming full conversion of convertible securities (as a percentage of diluted share capital) (XI)= (VII)+(X) As a % of (A+B+C2)	0.26	0.05	0.12	17.43	17.24	17.86
Number of Locked in shares (XII)						
No. (a)						
As a % of total Shares held (b)						
Number of equity shares held in dematerialized form (XIV)	12504	2559	5806	848883	840600	869752

For Gorani Industries Ltd.  
 Navin Khandelwal  
 Director.

For Gorani Industries Ltd.

*Anil Gorani*  
**Director,**

